

UNIFORM PLANE WAVE REFLECTION FROM PEC PLANE EMBEDDED IN A NONLINEAR MEDIUM

M. M. Hussnain and M. J. Mughal

Faculty of Electronic Engineering
GIK Institute of Engineering Sciences and Technology
Topi, Swabi, Khyber Pakhtunkhwa 23640, Pakistan

Abstract—Reflection from a perfect electric conductor (PEC) plane of infinite dimensions embedded in a second order nonlinear medium is studied. The reflected wave has two parts, one due to linear behavior, second one due to nonlinear behavior of the medium. The expressions of the reflection coefficients for parallel and perpendicular polarization cases are obtained. The reduction of reflection coefficient to a linear medium case is also reported. Dependence of the said coefficients on incident electric field intensity and the angle of incidence is also plotted.

1. INTRODUCTION

All mediums are basically nonlinear. For example a nonlinear phenomena like photon-photon scattering in a magnetized vacuum has been reported [1]. The experiment of Franken et al. to generate second harmonic is being marked as the birth of nonlinear optics [2]. Electromagnetic phenomena are nonlinear in the sense that they occur when the response of a material system to an applied electromagnetic field depends in a nonlinear manner on the strength of the said field. For example an applied field produces nonlinear polarization in the medium which causes parametric or nonparametric phenomena [4]. The former is governed by the constitutive formulation and the latter by the Maxwell's postulates [3]. Many problems related to diffraction, cloaking, invisibility, focussing systems and scattering problems etc. involve the PEC boundaries [4–8]. Some authors have also worked on reflection of plane wave from a PEC planar interface embedded in a medium [7–11]. Ellipsometry is based on the reflection and is used for the investigation of the dielectric properties (complex

Received 13 January 2011.

Corresponding author: Mohammad Mazhar Hussnain (mazhar.hussnain@gmail.com).

refractive index or dielectric function) of thin films [12–15]. Reflectance measurements are also used to find optical properties like optic axis, complex refractive index, optical constants etc. [16–19].

In the present work the behavior of a uniform plane wave is being studied when it strikes an infinite PEC plane which is embedded in a second order nonlinear optical medium. It is being assumed that the said medium is isotropic, lossless and has no dispersion. This work is being carried out to study PEC reflector placed in a nonlinear medium to find high frequency field at the caustic using Maslov's method. This method requires the initial values of the reflected fields [7–9].

There are two canonical case of this problem, the electric field is either parallel polarized or perpendicularly polarized. The reflection coefficients for both cases have been derived which can be used to study the PEC reflectors and scatterer. Perpendicular polarization case is discussed in Section 2 and parallel polarization in Section 3. The results are shown and discussed in Section 4. Some applications are also mentioned in 4.1. The paper is concluded in Section 5.

2. PERPENDICULAR POLARIZATION

Before coming to the original problem, the form of the wave equation is considered for the propagation of light through a nonlinear optical medium. The Maxwell's equations in SI units can be written as [4]

$$\nabla \cdot \tilde{D} = \tilde{\rho}, \quad (1)$$

$$\nabla \cdot \tilde{B} = 0, \quad (2)$$

$$\nabla \times \tilde{E} = -\frac{\partial \tilde{B}}{\partial t}, \quad (3)$$

$$\nabla \times \tilde{H} = \frac{\partial \tilde{D}}{\partial t} + \tilde{J}. \quad (4)$$

We use a tilde (\sim) to denote a quantity that varies rapidly in time. It is being assumed that the region of interest has no free charges and currents, so that

$$\tilde{\rho} = 0, \quad (5)$$

$$\tilde{J} = 0.$$

The material is also nonmagnetic, so that

$$\tilde{B} = \mu_0 \tilde{H} \quad (6)$$

The electric flux density is related to electric field and polarization in a nonlinear medium as

$$\tilde{D} = \epsilon_0 \epsilon_r(\omega_s) \tilde{E} + \tilde{P}, \quad (7)$$

where the polarization vector \tilde{P} depends nonlinearly upon the electric field strength \tilde{E} and $\epsilon_r(\omega_s)$ is the nonlinear relative permeability of the medium. To derive the optical wave equation, We take the curl of the curl- \tilde{E} Maxwell Equation (3), Swapping the order of space and time derivatives on the right-hand side of the resulting equation. Then using Equations (4), (5) and (6) to replace $\nabla \times \tilde{B}$ by $\mu_0 \frac{\partial \tilde{D}}{\partial t}$, and obtain the equation

$$\nabla \times \nabla \times \tilde{E} + \mu_0 \frac{\partial^2 \tilde{D}}{\partial t^2} = 0,$$

Now using the definition of \tilde{D} given in Equation (7) to eliminate it from the above equation. We are also replacing μ_0 by $\frac{1}{\epsilon_0 c^2}$ on left side of the said equation and obtain the following expression

$$\nabla^2 \tilde{E} - \frac{\epsilon(\omega_s)}{c^2} \frac{\partial^2 \tilde{E}}{\partial t^2} = \frac{1}{\mu_0} \frac{\partial^2 \tilde{P}}{\partial t^2} \quad (8)$$

Now consider an infinite PEC plane which is embedded in a medium having second order nonlinear optical properties. The PEC plane is placed on $z = 0$ in a yz plane as shown in Figure 1. The medium is nonlinear for $z < 0$ and $z > 0$. The incident electric field is perpendicular to xz plane, which can be defined as [4]

$$\tilde{E}_i(r, t) = E_i(\omega_i) e^{-i\omega_i t}$$

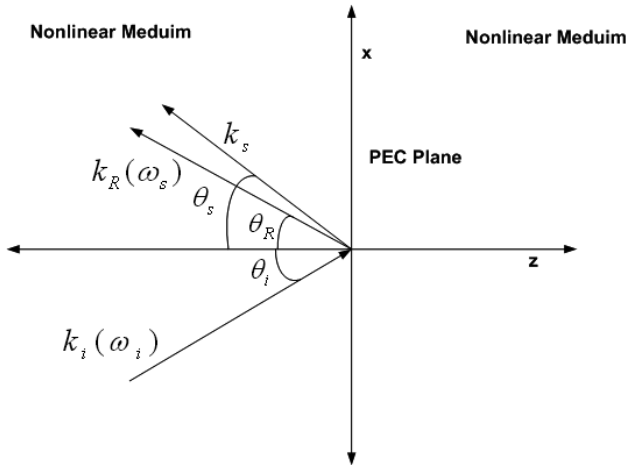


Figure 1. Oblique incidence on a PEC plane embedded in a second order nonlinear medium.

where

$$E_i(\omega_i) = A_i(\omega_i)\hat{y}e^{ik_i(\omega_i)(x \sin \theta_i + z \cos \theta_i)}$$

and

$$k_i(\omega_i) = \sqrt{\epsilon(\omega_i)}\omega_i/c$$

As the medium is a second order nonlinear optical type, the reflected fundamental wave will create a nonlinear polarization at frequency $\omega_s = 2\omega_i$ which can be represented as

$$\tilde{P}(r, t) = Pe^{-i\omega_s t}$$

where

$$P = pe^{ik_s(\omega_s)\cdot r}$$

and

$$p = \hat{p}\epsilon_0\chi_{eff}^{(2)}\Gamma^2(\omega_s)A_i^2(\omega_i)$$

Where $\chi_{eff}^{(2)}$ is the nonlinear susceptibility of the medium. This nonlinear polarization will cause a radiation of the second-harmonic frequency ω_s . The propagation of reflected electric field \tilde{E}_R in the medium can be expressed as follows using Equation (8) and putting the expression for the nonlinear polarization

$$\nabla^2 E_R(\omega_s) + [\epsilon(\omega_s)\omega_s^2/c^2] E_R(\omega_s) = -(\omega_s^2/\mu_0) p_{\perp} e^{ik_s\cdot r}$$

Where p_{\perp} is the component of P perpendicular to the plane of incidence. The solution of the above equation consists of a particular solution plus a general solution. The general solution is obtained by setting its right-hand side equal to zero. All of the appropriate boundary conditions can be met by assuming that the homogeneous solution is an infinite plane wave of amplitude $\Gamma(\omega_s)A_i(\omega_i)$ and wavevector $k_R(\omega_s)$. As PEC plane will offer a discontinuity to the incident wave so the amplitude of reflected electric field will differ from incident field by a factor $\Gamma(\omega_s)$ the reflection coefficient which will be found after applying the boundary conditions. The reflected field will has a nonlinear part also because of nonlinear polarization of the medium. Thus the solution to the above nonlinear wave equation can be written as [4]

$$E_R(\omega_s) = \Gamma(\omega_s)A_i(\omega_i)\hat{y}e^{ik_R(\omega_s)(x \sin \theta_R - z \cos \theta_R)} + \frac{\hat{y}(\omega_s^2/\mu_0)}{|k_s|^2 - |k_R(\omega_s)|^2}\epsilon_0\chi_{eff}^{(2)}\Gamma^2(\omega_s)A_i^2(\omega_i)e^{ik_s(x \sin \theta_s - z \cos \theta_s)}$$

where

$$k_R(\omega_s) = \sqrt{\epsilon(\omega_s)}\omega_s/c$$

and

$$k_s(\omega_s) = 2k_R(\omega_s) \quad (9)$$

By applying the following boundary condition at $z = 0$ to the tangential components

$$(E_i + E_R)_{z=0}^{tangential} = 0 \quad (10)$$

For the basic frequency

$$A_i(\omega_i)\hat{y}e^{ik_i(\omega_i)(x \sin \theta_i)} + \Gamma(\omega_s)A_i(\omega_i)\hat{y}e^{ik_R(\omega_s)(x \sin \theta_i)} = 0 \quad (11)$$

and for double frequency

$$A_i(\omega_i)\hat{y}e^{ik_i(\omega_i)(x \sin \theta_i)} + \Gamma(\omega_s)A_i(\omega_i)\hat{y}e^{ik_R(\omega_s)(x \sin \theta_i)} + \frac{\hat{y}(\omega_s^2/\mu_0)}{|k_s|^2 - |k_R(\omega_s)|^2} \epsilon_0 \chi_{eff}^{(2)} \Gamma^2(\omega_s) A_i^2(\omega_i) e^{ik_s(x \sin \theta_s)} = 0 \quad (12)$$

To meet the boundary conditions at each point along the interface, it is necessary that the wavevectors of the incident wave, the reflected wave and reflected second-harmonic wave have identical components along the plane of the interface. We thus require that

$$k_x^i(\omega_i) \sin \theta_i = k_x^R(\omega_s) \sin \theta_R = k_x^s \sin \theta_s \quad (13)$$

let

$$B = \frac{(\omega_s^2/\mu_0)}{|k_s|^2 - |k_R(\omega_s)|^2} \epsilon_0 \chi_{eff}^{(2)}$$

By examining Equations (11) and (13), it can be seen that for the basic frequency the reflection coefficient $\Gamma(\omega_s)$ is -1 . From Equations (12) and (13)

$$A_i(\omega_i) + \Gamma(\omega_s)A_i(\omega_i) + B\Gamma^2(\omega_s)A_i^2(\omega_i) = 0$$

By simplifying

$$1 + \Gamma(\omega_s) + B\Gamma^2(\omega_s)A_i(\omega_i) = 0 \quad (14)$$

Solution of the above quadratic equation gives the reflection coefficient as

$$\Gamma_{1,2}(\omega_s) = \frac{-1 \pm \sqrt{1 - 4BA_i(\omega_i)}}{2BA_i(\omega_i)}$$

By examining Equation (14) it can be seen that for a linear medium assumption the last term in the above equation will be zero as there will be no contribution from nonlinear polarization in reflected field and this will give the reflection coefficient $\Gamma(\omega_s)$ equal to -1 as earlier which is true for a PEC plane.

3. PARALLEL POLARIZATION

For parallel polarization case, the incident electric field vector lies in the xz plane, and can be written as

$$E_i(\omega_i) = A_i(\omega_i)(\hat{x} \cos \theta_i - \hat{z} \sin \theta_i)e^{ik_i(\omega_i)(x \sin \theta_i + z \cos \theta_i)}$$

The reflected field will be

$$E_R(\omega_s) = \Gamma(\omega_s)A_i(\omega_i)(\hat{x} \cos \theta_R + \hat{z} \sin \theta_R)e^{ik_R(\omega_s)(x \sin \theta_R - z \cos \theta_R)} \\ + \left[\begin{array}{l} \frac{\hat{x} \cos \theta_s (\omega_s^2 / \mu_0)}{|k_s|^2 - |k_R(\omega_s)|^2} \epsilon_0 \chi_{eff}^{(2)} \Gamma^2(\omega_s) A_i^2(\omega_i) \\ + \frac{\hat{z} \sin \theta_s (\omega_s^2 / \mu_0)}{|k_s|^2 - |k_R(\omega_s)|^2} \epsilon_0 \chi_{eff}^{(2)} \Gamma^2(\omega_s) A_i^2(\omega_i) \end{array} \right] e^{ik_s(x \sin \theta_s - z \cos \theta_s)}$$

After applying the boundary condition given in Equation (10)

$$\hat{x} A_i(\omega_i) \cos \theta_i e^{ik_i(\omega_i)(x \sin \theta_i)} + \hat{x} \Gamma(\omega_s) A_i(\omega_i) (\cos \theta_R) e^{ik_R(\omega_s)(x \sin \theta_R)} \\ + \hat{x} \cos \theta_s \frac{(\omega_s^2 / \mu_0)}{|k_s|^2 - |k_R(\omega_s)|^2} \epsilon_0 \chi_{eff}^{(2)} \Gamma^2(\omega_s) A_i^2(\omega_i) e^{ik_s(x \sin \theta_s)} = 0$$

As $\theta_i = \theta_R$, from Equation (9) and the condition given in Equation (13) we can write

$$\cos \theta_s = \sqrt{1 - \frac{\sin^2 \theta_i}{4}}$$

and

$$A_i(\omega_i) \cos \theta_i + \Gamma(\omega_s) A_i(\omega_i) (\cos \theta_i) + B \Gamma^2(\omega_s) A_i^2(\omega_i) \sqrt{1 - \frac{\sin^2 \theta_i}{4}} = 0$$

B is same as defined in Section 2, after simplification

$$\cos \theta_i + \Gamma(\omega_s) (\cos \theta_i) + B \Gamma^2(\omega_s) A_i(\omega_i) \sqrt{1 - \frac{\sin^2 \theta_i}{4}} = 0 \quad (15)$$

Solving for $\Gamma(\omega_s)$ gives

$$\Gamma_{1,2}(\omega_s) = \frac{-\cos \theta_i \pm \sqrt{\cos^2 \theta_i - 4B A_i(\omega_i) \sqrt{1 - \frac{\sin^2 \theta_i}{4}} \cos \theta_i}}{2B A_i(\omega_i) \sqrt{1 - \frac{\sin^2 \theta_i}{4}}}$$

In the case of normal incidence $\cos \theta_i$ will be one and $\sin \theta_i$ will be zero then

$$\Gamma_{1,2}(\omega_s) = \frac{-1 \pm \sqrt{1 - 4B A_i(\omega_i)}}{2B A_i(\omega_i)}$$

This is the same result obtained for the perpendicular polarization case. Similarly as discussed in previous section for the case of a linear medium, the last term in Equation (15) will be zero and the reflection coefficient $\Gamma(\omega_s)$ will be -1 .

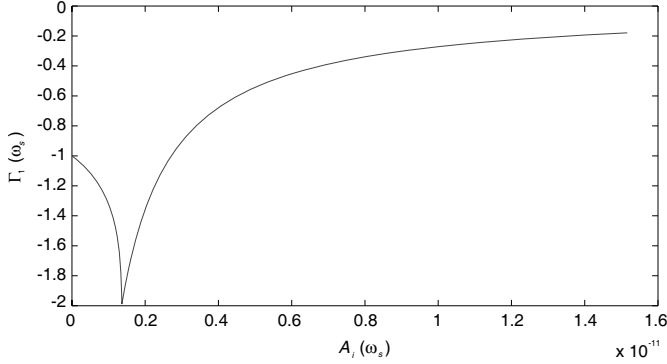


Figure 2. Reflection coefficient $\Gamma_1(\omega_s)$ for perpendicular polarization as a function of incident electric field $A_i(\omega_i)$.

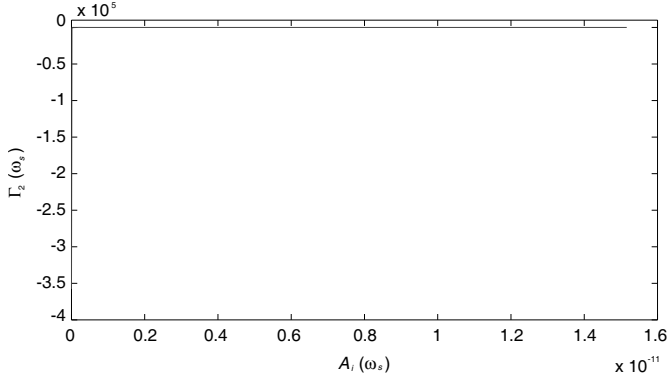


Figure 3. Reflection coefficient $\Gamma_2(\omega_s)$ for perpendicular polarization as a function of incident electric field $A_i(\omega_i)$.

4. RESULT AND DISCUSSION

By using the value of $\chi_{eff}^{(2)} \simeq 6.9 \times 10^{-12}$ given in [4], the reflection coefficient $\Gamma_{1,2}(\omega_s)$ is plotted against the incident electric field $A_i(\omega_i)$, for perpendicular case in Figures 2 and 3 and for parallel case in Figures 4 and 5. It is being assumed that the wave is incident at an angle of 30° , ω_i is equal to 1×10^{16} rad/s and the permeability of the medium ϵ does not depend upon frequency of the incident or reflected wave, i.e., the medium has no dispersion. The ϵ is being taken as a scalar and is given by

$$\epsilon = \epsilon_0 \left(1 + \chi_{eff}^{(2)} \right)$$

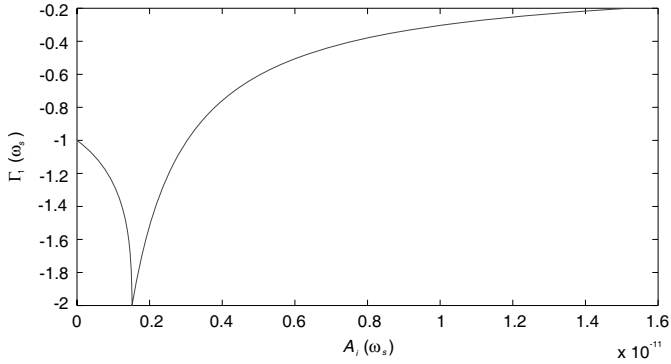


Figure 4. Reflection coefficient $\Gamma_1(\omega_s)$ for parallel polarization as a function of incident electric field $A_i(\omega_i)$.

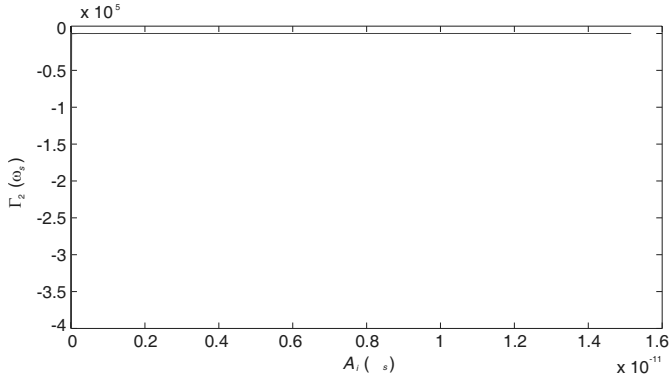


Figure 5. Reflection coefficient $\Gamma_2(\omega_s)$ for parallel polarization as a function of incident electric field $A_i(\omega_i)$.

As the angle of incidence is being fixed the the behaviors of $\Gamma_{1,2}(\omega_s)$ are similar in both perpendicular and parallel polarization case. $\Gamma_1(\omega_s)$ first decreases then increases. $\Gamma_2(\omega_s)$ increases as $A_i(\omega_i)$ increases in both cases. As the boundary is a PEC plane which has a well known reflection coefficient of -1 and the incident field is reflected back in the medium fully and some of the energy is used to give birth to nonlinear part of the reflected field.

The reflection coefficients in the parallel polarization case also depends on the angle of incidence. In Figures 6 and 7 the dependence of $\Gamma_{1,2}(\omega_s)$ on angle of incidence has been shown graphically. The

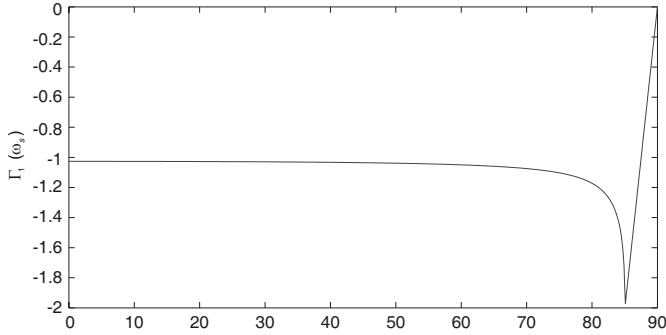


Figure 6. Reflection coefficient $\Gamma_1(\omega_s)$ for parallel polarization as a function of incident angle θ_i .

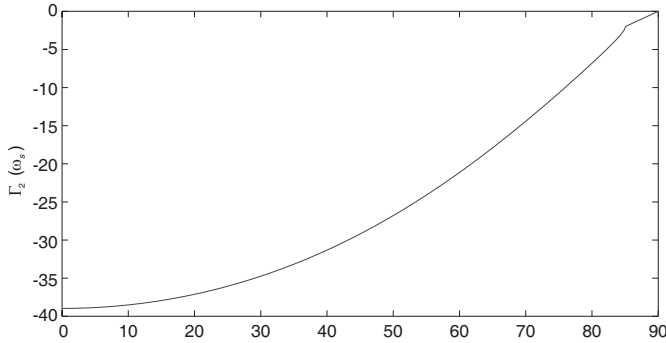


Figure 7. Reflection coefficient $\Gamma_2(\omega_s)$ for parallel polarization as a function of incident angle θ_i .

amplitude of incident electric field $A_i(\omega_i)$ is being assumed as 1.5177×10^{-13} for these plots. $\Gamma_1(\omega_s)$ decreases from -1 to -2 then goes to zero at the angle 90° and $\Gamma_2(\omega_s)$ increases and goes to zero at the angle 90° because there is no reflection at that angle and surface wave will generate [26].

4.1. Application

Waveguide is basically two planes of PEC or any other dielectric medium which are facing each other. The results can be used to solve the waveguides filled with a nonlinear medium. Our work is a preliminary one to find the field at a focal point of reflector

(embedded in a nonlinear medium) like circular, spherical or parabolic reflector using Maslov's Method or any other method like Geometrical or physical optics. Many authors have explored the reflection and transmission of waves at the interface of linear and nonlinear medium [20–25]. The main difference in our formulism is that the wave reflected completely due to PEC plane, i.e., no transmission.

5. CONCLUSIONS

The problem of oblique incidence on a PEC plane embedded in a second order nonlinear optical medium has been analyzed. The effects of the medium's nonlinearity on the reflection coefficients have been revealed. As the nonlinear polarization depends on the incident electric field, the reflection coefficients also varies with the amplitude of the said field. This dependence is shown graphically. The change in the amplitude of reflection coefficients with respect to angle of incidence is also plotted. This change has to be incorporated in finding the field at the focal point of a reflector. It is necessary to sum all the reflected fields to find the intensity of the field at the caustic. This work is being carried out to find the said field. Our results can be used to find fields in nonlinear dielectric filled planar waveguides, cavities etc.

It is being assumed that medium is isotropic, lossless and non-dispersive. The reflection coefficients have negative values because of a PEC boundary. As the governing equations of the reflection coefficients are quadratic in nature so the amplitude of incident electric field should be less than $1/(4\frac{(\omega_s^2/\mu_0)}{|k_s|^2-|k_R(\omega_s)|^2}\epsilon_0\chi_{eff}^2)$ otherwise the reflection coefficient will become imaginary and reflected wave will be nonuniform [26].

REFERENCES

1. Ding, Y. J. and A. E. Kaplan, "Second harmonic generation due to photon-photon scattering in magnetized vacuum," *Nonlinear Optics: Materials, Phenomena and Devices, Digest. NLO'90*, 1990.
2. Franken, P. A., A. E. Hill, C. W. Peters, and G. Weinreich, "Generation of optical harmonics," *Phys. Rev. Lett.*, Vol. 7, 118, 1961.
3. Shen, Y. R., *The Principles of Nonlinear Optics*, Wiley-Interscience, New York, 2003.
4. Boyd, R. W., *Nonlinear Optics*, 3rd Edition, Academic Press, Elsevier, Burlington, 2008.

5. Gennarelli, G. and G. Riccio, "Diffraction by a double-negative metamaterial layer with PEC backing," *PIERS Online*, Vol. 6, No. 8, 750–753, 2010.
6. Alu, A., D. Rainwater, and A. Kerkhoff, "Plasmonic cloaking of cylinders: Finite length, oblique illumination and crosspolarization coupling," *New J. Phys.*, Vol. 12, No. 10, 2010.
7. Faryad, M. and Q. A. Naqvi, "High frequency expressions for the field in the caustic region of a cylindrical reflector placed in chiral medium," *Progress In Electromagnetic Research*, Vol. 76, 153–182, 2007.
8. Faryad, M. and Q. A. Naqvi, "High frequency expression for the field in the caustic region of a parabolic reflector coated with isotropic chiral medium," *Journal of Electromagnetic Waves and Applications*, Vol. 22, No. 7, 964–985, 2008.
9. Faryad, M. and Q. A. Naqvi, "Cylindrical reflector in chiral medium supporting simultaneously positive phase velocity and negative phase velocity," *Journal of Electromagnetic Waves and Applications*, Vol. 22, No. 4, 563–572, 2008.
10. Byun, W. J., J. W. Yu, and N. H. Myung, "TM scattering from hollow and dielectric-filled semielliptic channels with arbitrary eccentricity in a perfectly conducting plane," *IEEE Trans. Microwave Theory and Techniques*, Vol. 46, No. 9, Sep. 1998.
11. Rahim, T., J. Mughal and M. Hussnain, "Focal region field of a two dimensional gregorian system coated with isotropic chiral medium," *J. Electromagnetic Analysis and Applications*, 488–494, Aug. 2010, jema.2010.28065.
12. Lekner, J., "Determination of complex refractive index and thickness of a homogeneous layer by combined reflection and transmission ellipsometry," *Journal of the Optical Society of America A: Optics, Image Science, and Vision*, Vol. 11, No. 7, 2156–2158, Jul. 1994.
13. Dorf, M. C. and J. Lekner, "Reflection and transmission ellipsometry of a uniform layer," *Journal of the Optical Society of America A: Optics, Image Science, and Vision*, Vol. 4, No. 11, 2096–2100, Nov. 1987.
14. Petersen, K. and O. Keller, "Photoelastic properties of metals measured by off-null ellipsometry," *Applied Optics*, Vol. 25, No. 2, 226–234, Jan. 15, 1986.
15. Azzam, R. M. A., "Determination of the optic axis and optical properties of absorbing uniaxial crystals by reflection perpendicular-incidence ellipsometry on wedge samples," *Applied Optics*, Vol. 19, No. 18, 3092–3095, Sep. 15, 1980.

16. Hasar, U. C., "Permittivity measurement of thin dielectric materials from reflection-only measurements using one-port vector network analyzers," *Progress In Electromagnetics Research*, Vol. 95, 365–380, 2009.
17. Liu, C.-C., Y.-H. Chang, and C.-J. Wu, "Refractometric optical sensing by using a multilayer reflection and transmission narrowband filter," *Journal of Electromagnetic Waves and Applications*, Vol. 24, No. 2–3, 293–305, 2010.
18. Azzam, R. M. A., "Explicit determination of the complex refractive index of an absorbing medium from reflectance measurements at and near normal incidence," *J. Opt. Soc. Am.*, Vol. 72, 1439, 1982.
19. Wolf, R., H. G. Birken, C. Blessing, and C. Kunz, "Optical constants of gold in the soft-x-ray region from reflection and transmission measurements," *Applied Optics*, Vol. 33, No. 13, 2683–2694, May 1, 1994.
20. Bloembergen, N. and P. S. Pershan, "Light waves at the boundary of nonlinear media," *Phys. Rev.*, Vol. 128, 606622, 1962.
21. Shaarawi, A. M., I. M. Besieris, A. M. Attiya, and E. El-Diwany, "Reflection and transmission of an electromagnetic wave incident on a planar air-dielectric interface: Spectral analysis," *Progress In Electromagnetics Research*, Vol. 30, 213–249, 2001.
22. Boiko, B. B., I. Z. Dzhilavdari, and N. S. Petrov, "Reflection of plane light from a nonlinear transparent isotropic medium," *Journal of Applied Spectroscopy*, Vol. 23, No. 5, 1511–1515, Dec. 7, 2004.
23. Dadoenkova, Y. S., I. L. Lyubchanskiil, Y. P. Lee, and T. Rasing, "Light reflection from nonlinear optical dielectric film on a bigyrotropic magnetoelectric substrate at angles close to Brewster angles," *Low Temperature Physics*, Vol. 36, 538, 2010.
24. Martorell, J., R. Vilaseca, and R. Corbaln, "Pseudo-metal reflection at the interface between a linear and a nonlinear material," *Optics Communications*, Vol. 144, Nos. 1–3, 65–69, Dec. 1, 1997.
25. Kaplan, A. E., "Hysteresis reflection and refraction by a nonlinear boundary—a new class of effects in nonlinear optics," *JETP Lett.*, Vol. 24, No. 3, 114–119, Aug. 5, 1976.
26. Balanis, C. A., *Advanced Engineering Electromagnetics*, John Wiley and Sons, Inc. New York, 1989.