

# Theoretical Approach of Electromagnetic Shielding of Multilayer Conductive Sheets

Sidi Mohamed Benhamou<sup>1, 2, \*</sup>, Mohammed Hamouni<sup>1</sup>, and Smain Khaldi<sup>1</sup>

**Abstract**—This paper evaluates and compares the reflection loss, the absorption loss and the electromagnetic shielding effectiveness of a diverse range of shield. A design methodology is presented to yield these three quantities and propose a new relation of equivalent impedance for multilayer conductive sheets with considering the equivalence between single and the laminated structure. Analysis is carried out for the study of three shields: i) Polyaniline/polyurethane (PANI/PU), ii) Aluminum-Polyaniline/polyurethane-Aluminum (Al-(PANI/PU)-Al), iii) Nickel-Polyaniline/polyurethane-Aluminum (Ni-(PANI/PU)-Al) in the case of oblique incidence for electrical and magnetic polarization.

## 1. INTRODUCTION

Electromagnetic interference have become an important problem due to the proliferation of commercial, military and scientific electrical devices must be shielded to be protected against the incoming and potentially disturbing radiation. Electromagnetic shields are to be designed and developed to minimize the electromagnetic interference and improve compatibility of the circuit [1]. EMI shielding materials have been used to attenuate those unwanted electromagnetic energies, which is an important issue to be considered for both civil and military purposes. Therefore, considerable attention has been devoted to the development of effective EMI shielding technologies and materials [2, 3]. Due to their specific mass, easiness of synthesis, the possibility to modulate easily the electronic properties from insulating to conducting materials through chemical process, low cost and processability, conducting polymers are very promising for applications in electromagnetic interference shielding [4].

These materials are characterized by relatively high conductivities. So, compared to the metals (copper, aluminium, nickel...) or composite polymer (CPs) (Polypyrrole/Graphite oxide (PPy/GO) and Poly(3,4-ethylenedi-oxythiophene)/Graphite oxide (PEDOT/GO) [5]), intrinsically conducting polymers (ICPs), such as polyaniline/polyurethane (PANI/PU), have better properties; high conductivity and permittivity, lighter weight, good environmental stability and ease in synthesis which is considered desirable for shielding applications [6].

Several analytical and numerical models have been proposed and applied to estimate shielding effectiveness of plate shield and the effective EM properties of heterogeneous materials [7–10]. As for analytical method, there are mainly three kinds of methods to calculate plate shielding effectiveness. They are field distribution method, wave propagation and reflection method together with equivalent transmission line method [11–14].

As for the planar shielding case, there are few publications [13, 15] which address the validity of transmission line (TL) modeling for shielding effectiveness for normal plane wave incidence. However, previous studies [11, 12] ignored that shielding effectiveness may vary widely with the direction of

---

Received 1 February 2015

\* Corresponding author: Sidi Mohamed Benhamou (polymoh2000@yahoo.fr).

<sup>1</sup> Research Laboratory on Macromolecules (LRM), Physics Department, Faculty of Sciences, University of Tlemcen, BP 119, Tlemcen 13000, Algeria. <sup>2</sup> Preparatory School in Science and Technology, Tlemcen, Algeria.

both polarization and angle of incidence wave. The transfer matrix method is a method used in the propagation of electromagnetic wave through a stratified (layered) medium.

In this paper, we propose an approach to modulate and simulate the multilayered electromagnetic shielding constructed with the good conductor materials; this is to make the equivalence between single and laminated shield. This approach permits to have the formula of the reflection loss, the absorption loss, the shielding effectiveness and suggest a new relation of the equivalent impedance of laminated shields. These three first quantities relationship are calculated and analyzed as a function of the angle of incidence for transverse electrical and magnetic polarization.

## 2. THEORETICAL BACKGROUND

The electromagnetic shielding effectiveness ( $SE$ ) of a material is defined by the ratio of the incident and transmitted field of an electromagnetic wave [16, 17], it given by:

$$SE \text{ (dB)} = -20 \log |T| = -20 \log \left( \left| \frac{E_t}{E_{in}} \right| \right) \quad (1)$$

where  $E_{in}$  and  $E_t$ , respectively, are the incident and transmitted field strengths.

The shielding effectiveness given in (1) can be broken into the sum of three terms each representing one of the phenomenon of reflection loss, absorption loss, and multiple reflections. These factors were added by [16]:

$$SE \text{ (dB)} = R \text{ (dB)} + A \text{ (dB)} + M \text{ (dB)} \quad (2)$$

where  $R$  (dB) represents the reflection loss caused by reflection at the left and right interfaces, it increases with increasing permittivity and conductivity of shield,  $A$  (dB) represents the absorption loss of the wave as it proceeds through the barrier and  $M$  (dB) represents the additional effects of multiple re-reflections and transmissions [18]. The  $M$  (dB) term is often negligible with respect to the  $R$  (dB) and  $A$  (dB) terms, especially in the high frequency range [19].

The transmission line theory is used for determination of shielding effectiveness of multilayered structure. Multilayer shield with  $n$  slabs is modeled as a non uniform transmission line which is segmented into  $n$  sections [10]. We consider that each layer is homogeneous and isotropic, with constitutive parameters: the permittivity  $\epsilon_j$ , the permeability  $\mu_j$ , the conductivity  $\sigma_j$  and the thickness  $d_j$  [20].

The intrinsic impedance of  $j$ th layer for a good conductor is given by [16]:

$$\eta_j = (1 + i) (\mu_j \omega / 2\sigma_j)^{1/2} \quad (3)$$

The impedance of the shield is varied according to the polarization as follows:

$$Z_j = \begin{cases} \frac{\eta_j}{\cos \theta_j} & \text{Transverse electrical polarization} \\ \eta_j \cos \theta_j & \text{Transverse magnetic polarization} \end{cases} \quad (4)$$

The angle of refraction  $\theta_j$ , can be calculated using the Snell's law [20]:

$$\cos \theta_j = \left[ 1 - \left( \frac{k_{in}}{k_j} \sin \theta_{in} \right)^2 \right]^{1/2} \quad (5)$$

where  $\theta_{in}$  and  $k_{in}$  are, respectively, the angle of incidence and the wave number in the free space.

And  $k_j$  is the wave number  $j$ th layer given by:

$$k_j = (1 - i) \sqrt{(\sigma_j \mu_j \omega) / 2} \quad (6)$$

For each layer, we associate a matrix which gives the electric ( $E_{j-1}$ ) and magnetic ( $H_{j-1}$ ) fields according to the electric ( $E_j$ ) and magnetic ( $H_j$ ) field [20].

$$\begin{bmatrix} E_{j-1} \\ H_{j-1} \end{bmatrix} = M_{j-1} \begin{bmatrix} E_j \\ H_j \end{bmatrix} \quad (j = 1, 2, 3, \dots, N) \quad (7)$$

where  $M_{j-1}$  is given by [4]:

$$M_{j-1} = \begin{bmatrix} \cosh(ik_{j-1}d_{j-1}) & -Z_{j-1} \sinh(ik_{j-1}d_{j-1}) \\ -\frac{1}{Z_{j-1}} \sinh(ik_{j-1}d_{j-1}) & \cosh(ik_{j-1}d_{j-1}) \end{bmatrix} \quad (8)$$

The characteristic matrix of the whole structure is given by:

$$M = [M_1] \cdot [M_2] \dots [M_N] = \begin{bmatrix} M_{11} & M_{12} \\ M_{21} & M_{22} \end{bmatrix} \quad (9)$$

According to K. Naishadham [18, 20, 21], the coefficient of transmission  $T$  of laminated structure is:

$$T = \frac{2Z_{j+1}}{(M_{11}Z_{j-1} - M_{12}) + Z_{j+1}(M_{22} - Z_{j-1}M_{21})} \quad (10)$$

### 3. RESULTS AND DISCUSSIONS

In this work, the effect of the angle, the polarization and the frequency of the incidence wave on the reflection loss, the absorption and the shielding effectiveness are analyzed for two kinds of shields: single and multilayer's shields. The analysis is carried out that the thickness of the multilayer shields is equal to the thickness of the polymer used in a single shield. The materials selected for shielding in combination with the conductive polymer were aluminum and nickel. The material parameters conductivity, relative permeability and thickness of the considered materials and conducting polymer were listed in the Table 1.

**Table 1.** Conductivity, relative permeability and thickness of selected materials.

Material	Conductivity (S·m <sup>-1</sup> )	Relative Permeability	Thickness (mm)
(PANI 44/PU)	1.15 10 <sup>4</sup>	1	0.1
Aluminum	3.538 10 <sup>7</sup>	1	0.1
Nickel	1.16 10 <sup>7</sup>	100	0.1

#### 3.1. Single Shield

For a single layer of a good conductor,  $Z_0 \gg Z_N$ , in contact with two semi-infinite air media (Figure 1), so  $Z_{N-1} = Z_{N+1} = Z_0 = 37 \Omega$ .

The shielding effectiveness can be written:

$$SE = 20 \log \left| \frac{Z_0 \sinh(ik_N d_N)}{2Z_N} \right| \quad (11)$$

The relation (11) can be developed to:

$$SE \text{ (dB)} = 20 \log \left| \frac{Z_0}{4Z_N} \right| + 20 \log |2 \cosh(ik_N d_N)| + 20 \log |[\tanh(ik_N d_N)]| \quad (12)$$

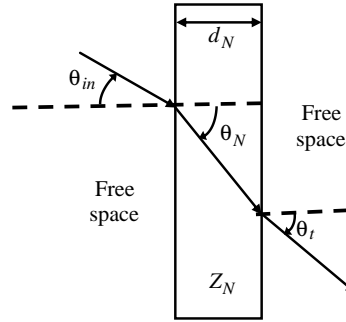
By identification with the relation (2), we can write the reflection loss  $R$  (dB), the absorption loss  $A$  (dB) and the internal multiple reflections  $M$  (dB):

$$R \text{ (dB)} = 20 \log \left| \left[ \frac{Z_0}{4Z_N} \right] \right| \quad (13)$$

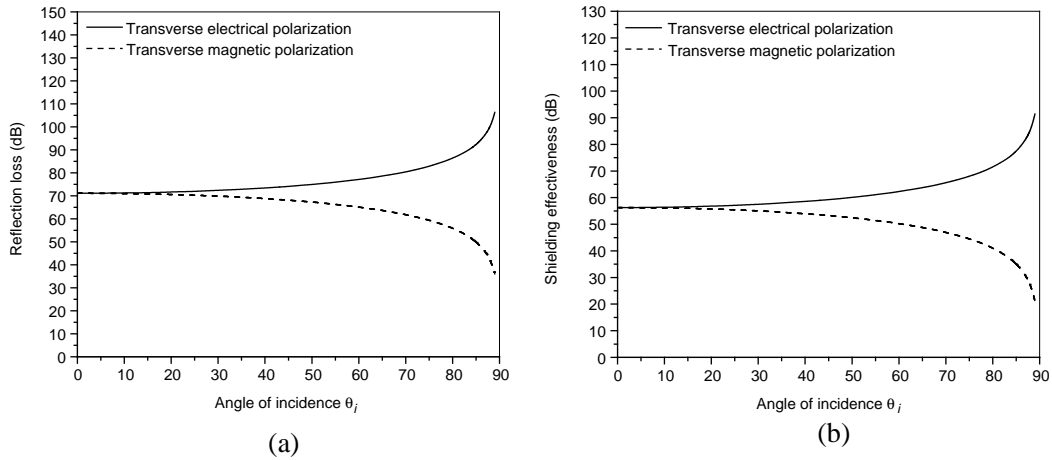
$$A \text{ (dB)} = 20 \log |2 \cosh(ik_N d_N)| \quad (14)$$

$$M \text{ (dB)} = 20 \log |[\tanh(ik_N d_N)]| \quad (15)$$

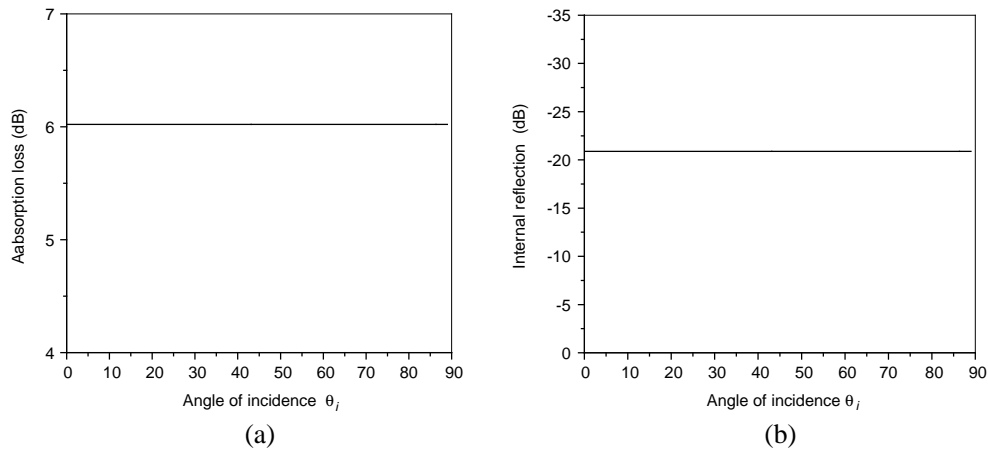
Figures 2 and 3 depict the angle and the polarization dependencies of: 2(a) the reflection loss, 2(b) the shielding effectiveness, 3(a) the absorption loss and 3(b) the internal reflection of the single shield (PANI 44/PU), using, respectively, the Equations (14), (15), (16) and (12). The reflection loss and the shielding effectiveness are increasing with angle of incidence for transverse electrical polarization and are decreasing for magnetic polarization. The absorption loss and the internal reflection are independent of the angle and the polarization of the wave.



**Figure 1.** Scheme of the single shield.



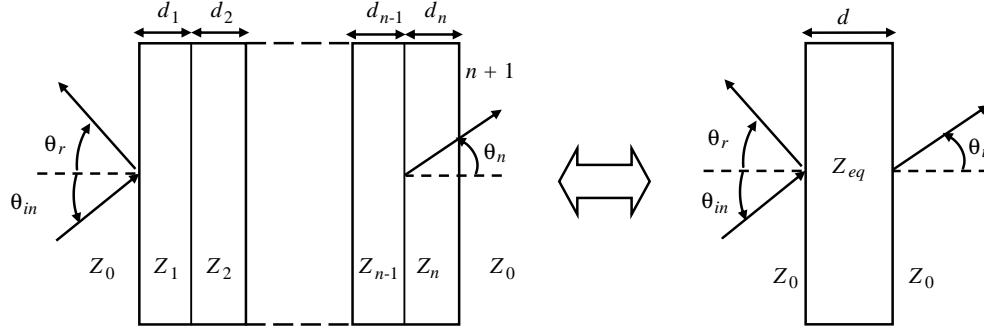
**Figure 2.** Variation of: (a) reflection loss and (b) shielding effectiveness with angle and polarization of incidence wave (0.3 mm thin sheet of Pani44/PU at 1 MHz).



**Figure 3.** Variation of: (a) absorption loss and (b) internal reflection with angle and polarization of incidence wave (0.3 mm thin sheet of Pani44/PU at 1 MHz).

### 3.2. Multilayered Shield

In this section, the relation of the reflection loss, the absorption loss and the shielding effectiveness are established for  $n$  conductive sheets. The first and the last layer are in contact with semi-infinite air (Figure 4).



**Figure 4.** The equivalence between single and laminated shield.

The shielding effectiveness of multilayered structure bounded the free space can be expressed as:

$$SE = 20 \log \left| \frac{(M_{11}Z_0 - M_{12}) + Z_0(M_{22} - Z_0M_{21})}{2Z_0} \right| \quad (16)$$

Using the input–output relationship of the transmission coefficient [19], we can express the  $SE$  of a multilayer shield, with negligible the internal multiple reflections, as:

$$SE = 20 \log \left| \frac{Z_0}{2^{n+1}Z_1} \prod_{j=2}^n \frac{(Z_j + Z_{j-1})}{Z_j} \prod_{j=1}^n 2^n \cosh(ik_j d_j) \right| \quad (17)$$

Shielding effectiveness  $SE$  is composed by reflection loss and absorption loss, which are respectively:

$$R \text{ (dB)} = 20 \log \left| \frac{Z_0}{2^{n+1}Z_1} \prod_{j=2}^n \left[ \frac{(Z_j + Z_{j-1})}{Z_j} \right] \right| \quad (18)$$

$$A \text{ (dB)} = 20 \log \left| \prod_{j=1}^n 2^n \cosh(ik_j d_j) \right| \quad (19)$$

The laminated shield can be converted to the single shield by determinate the equivalent impedance and the wave number of multilayered shield (Figure 4).

$$k_{eq} = \frac{1}{d} \sum_{j=1}^n d_j k_j \quad (20)$$

and

$$Z_{equivalent} = 2^{n-1}(1+i) \left( \frac{\mu_1 \omega}{2\sigma_1} \right)^{\frac{1}{2}} \prod_{j=2}^n \left[ 1 + \left( \frac{\sigma_j \mu_{j-1}}{\sigma_{j-1} \mu_j} \right)^{\frac{1}{2}} \right]^{-1} \quad (21)$$

This relation can be simplified if the materials for electromagnetic interference shielding are non-magnetic ( $\mu_1 = \mu_2 = \dots = \mu_0$ , where  $\mu_0 = 4\pi 10^{-7} \text{ kg}\cdot\text{m}\cdot\text{A}^{-2}\cdot\text{s}^{-2}$ ) and reduces to:

$$Z_{equivalent} = 2^{n-1}(1+i) \left( \frac{\mu_0 \omega}{2\sigma_1} \right)^{\frac{1}{2}} \prod_{j=2}^n \left[ 1 + \left( \frac{\sigma_j}{\sigma_{j-1}} \right)^{\frac{1}{2}} \right]^{-1} \quad (22)$$

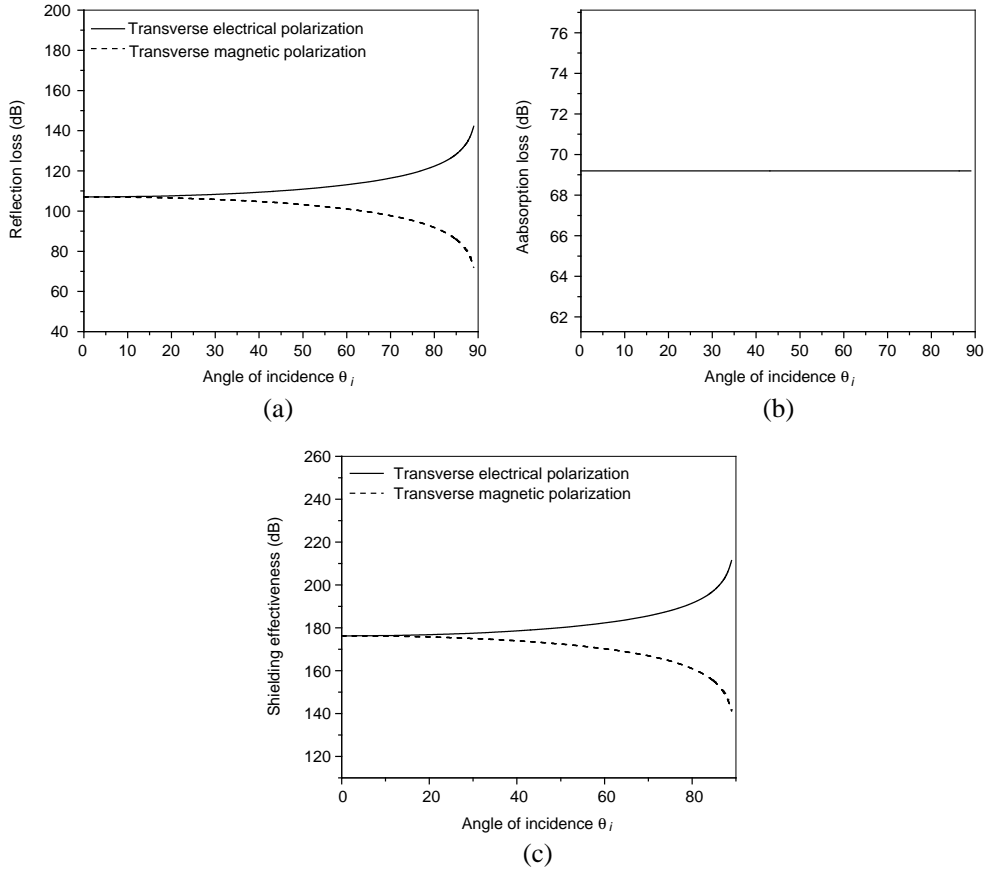
Finally, the reflection loss, the absorption loss and the shielding effectiveness of multilayered conductive sheets in contact with two semi-infinite air media can be calculated with using, respectively, the relation (18), (19) and (17), such as:

$$R \text{ (dB)} = 20 \log \left| \left[ \frac{Z_0}{4Z_{eq}} \right] \right| \quad (23)$$

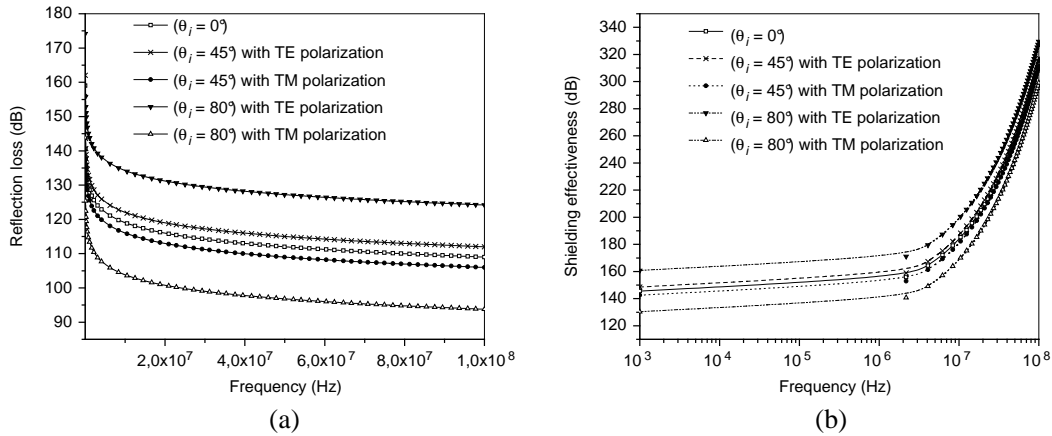
$$A \text{ (dB)} = 20 \log |2 \cosh(idk_{eq})| \quad (24)$$

$$SE \text{ (dB)} = 20 \log \left| \frac{Z_0}{2Z_{eq}} \cosh(idk_{eq}) \right| \quad (25)$$

The Figure 5 show respectively, (a) the reflection loss, (b) the absorption loss and (c) the effectiveness shielding evolution of multilayer's shields (Nickel-Pani44/PU-Aluminum) using, respectively, the Equations (23), (24) and (25) for both types of polarizations as a function of the angle of incidence. It is observed that the reflection loss and the shielding effectiveness are increasing with angle of incidence for perpendicular polarization and is decreasing for parallel polarization. Better



**Figure 5.** Variation of: (a) the reflection loss, (b) the absorption loss, and (c) the shielding effectiveness of (Nickel-Pani44/PU-Aluminum) with angle of incidence wave at 1 MHz.



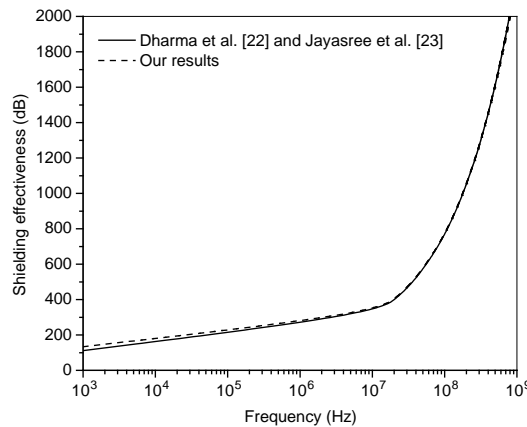
**Figure 6.** The variation of: (a) the reflection loss and (b) the shielding effectiveness of (Aluminum-Pani44/PU-Aluminum) as a function of frequency.

reflection loss and shielding effectiveness can be obtained if we associate the magnetic and the conductor material to the conductive polymer.

The reflection loss and the shielding effectiveness of multilayer's shield (Aluminum-Pani44/PU-Aluminum) with using, respectively, the equations (23) and (25) are plotted as a function of frequency, respectively, in the Figures 6(a) and 6(b) at normal ( $0^\circ$ ) and oblique ( $45^\circ$  and  $80^\circ$ ) incidence. The shielding effectiveness is frequency independent up to some limiting frequency, after which it increases with increasing frequency.

#### 4. COMPARISON WITH LITERATURE

In this part, the approach presented in this paper is compared to the results used by [22, 23]. The frequency dependence of the shielding effectiveness  $SE$  for three layer laminate of nickel, conductive polymer (Pani44/PU) and aluminium is plotted in Figure 7 using equations employed by [22, 23] (solid line) and Equation (25) of this paper (dash line). At low frequencies, a slight difference is observed between the two curves due to the neglect of the internal reflection which can be more significant in this range of frequency. On leaving that area, the coincidence of two curves validates the correctness of the approach presented in this paper.



**Figure 7.** The variation of the Shielding effectiveness with frequency of (Nickel-Pani44/PU-Aluminum) at normal incidence.

#### 5. CONCLUSIONS

In this paper, an approach is presented for modelling and simulated the reflection loss, the absorption loss and the electromagnetic shielding effectiveness of multilayer conductive sheets. This approach allows to have a new expression of the equivalent impedance of laminated structure which can be simplified if the materials shields are non-magnetic.

The presented results show that increase of incidence angle increasing reflection loss and shielding effectiveness for the electrical polarization. In the case of a magnetic polarization, the presented results show that increase of incidence angle decreasing reflection loss and shielding effectiveness. This indicates a positive influence of the angle of incidence on the reflection and on the shielding effectiveness for electrical polarization and a negative influence for a magnetic polarization. For absorption, we can say that it is independent of the type of polarization and the angle of incidence. The shielding effectiveness, the reflection loss and the absorption loss of the conductive polymer can be improved by combining with other classical materials (copper, aluminium, nickel...).

## ACKNOWLEDGMENT

This study was supported by Ministry of the Education Superior and of Scientific Research (MESRS) for uphold of the research and development under project (CNEPRU: D2020120035).

## REFERENCES

1. Reddy, K. B., J. V. S. S. Prasad, A. Srikanth, and K. A. Kishan, "Reduction of EMI for oblique of EMI waves," *IEEE Students' Technology Symposium (TechSym)*, 119–122, 2011.
2. Lin, J., H. Zhang, P. Lin, X. Yin, and G. Zeng, "The electromagnetic shielding effectiveness of a low-cost and transparent stainless steel fiber/silicone resin composite," *IEEE Trans. on EMC*, Vol. 56, No. 2, 328–334, 2014.
3. Zhou, J., J. He, G. Li, T. Wang, D. Sun, X. Ding, J. Zhao, and S. Wu, "Direct incorporation of magnetic constituents within ordered mesoporous carbon-silica nanocomposites for highly efficient electromagnetic wave absorbers," *J. Phys. Chem. C*, Vol. 114, No. 17, 7611–7617, 2010.
4. Schutze, O., L. Jourdan, T. Lagrand, E. Talbi, and J. L. Wojkiewicz, "New analysis of the optimization of electromagnetic shielding properties using conducting polymers and a multi-objective approach," *Polym. Adv. Technol.*, Vol. 19, No. 7, 762–769, 2008.
5. Han, Y. and Y. Lu, "Characterization and electrical properties of conductive polymer/colloidal graphite oxide nanocomposites," *Composites Science and Technology*, Vol. 69, No. 7, 1231–1237, 2009.
6. Nhan, H. N., J. L. Miane, J. L. Wojkiewicz, and R. S. Biscarro, "Lightweight electromagnetic shields using optimised polyaniline composites in the microwave band," *Polym. Adv. Technol.*, Vol. 18, No. 4, 257–262, 2007.
7. Pr eault, V., R. Corcolle, L. Daniel, and L. Pichon, "Effective permittivity of shielding composite materials for microwave frequencies," *IEEE Trans. on EMC*, Vol. 55, No. 6, 1178–1186, 2013.
8. Sihvola, A., "Electromagnetic mixing formulas and application," *IEEE Electromagnetic Waves*, IET, London, 1999.
9. Milton, G. W., *The Theory of Composites*, Cambridge University Press, 2002.
10. Shi, D., Y. Gao, and Y. Shen, "Determination of shielding effectiveness of multilayer shield by making use of transmission line theory," *IEEE 7th Inter. Symp. EMC and EM Ecolo.*, 26–29, 2007.
11. Gao, Y., *Shielding and Grounding*, Beijing University of Posts and Telecommunications Press, 2004.
12. Waber, M., "Reflection and transmission properties of a conductive slab in time domain," *Antennas and Propagation Society International Symposium*, 21–26, 1996.
13. Schulz, R. B. and V. C Plantz, "Shielding theory and practice," *IEEE Trans. on EMC*, Vol. 30, No. 3, 187–201, 1988.
14. Ma, S. W. and Y. Gao, "The equivalent transmission line method for calculating multi-layer plane shielding effectiveness," *Chinese J. of Radio Sci.*, Vol. 4, 20–25, 1999.
15. Moser, J. R., "Low-frequency low-impedance electromagnetic shielding," *IEEE Trans. on EMC*, Vol. 30, No. 3, 202–210, 1988.
16. Clayton, R. P., *Introduction to Electromagnetic Compatibility*, John Wiley & Sons, Inc., Hoboken, New Jersey, 2006.
17. Nhan, H. N., J. L. Miane, and J. L. Wojkiewicz, "Modeling of electromagnetic shielding effectiveness of multilayer conducting composites in the microwave band," *First Inter. Conference on Commu. and Electro. (ICCE 06)*, 10–11, 2006.
18. Nhan, H. N., "Characterization and optimization of the electromagnetic properties of conducting polymer composites in the microwave band," *Inter. J. of Electrical and Electronics Engi. Research*, Vol. 3, No. 1, 209–220, 2013.
19. Celozzi, S., R. Araneo, G. Lovatr, and P. Clayton, *Electromagnetic Shielding*, John Wiley & Sons, Inc., Hoboken, New Jersey, 2008.



20. Naishadham, K., "Shielding effectiveness of conductive polymers," *IEEE Trans. on EMC*, Vol. 34, No. 1, 47–50, 1992.
21. Benhamou, S. M. and M. Hamouni, "Determination of reflection loss, absorption loss, internal reflection and shielding effectiveness of a double electromagnetic shield of conductive polymer," *J. Mater. Environ. Sci.*, Vol. 5, No. 6, 1982–1987, 2014.
22. Dharma Raj, C., R. G. Sasibhushana, P. V. Y. Jayasree, B. Srinu, and P. Lakshman, "Development of a three layer laminate for better electromagnetic compatibility performance at X-band," *Information and Communication Technologies*, 406–410, Springer, Berlin, Heidelberg, 2010.
23. Jayasree, P. V. Y., V. S. S. N. S. Baba, B. Prabhakar Rao, and P. Lakshman, "Analysis of shielding effectiveness of single, double and laminated shields for oblique incidence of EM waves," *Progress In Electromagnetics Research B*, Vol. 22, 187–202, 2010.