

Hyperbolic Graded index Biophotonic Cholesteral Sensor with improved Sensitivity

Diptimayee Dash^a, and Jasmine Saini^a

^a Department of Electronics & Communication Engineering, Jaypee Institute of Information Technology, Noida, Uttar Pradesh, India-201309

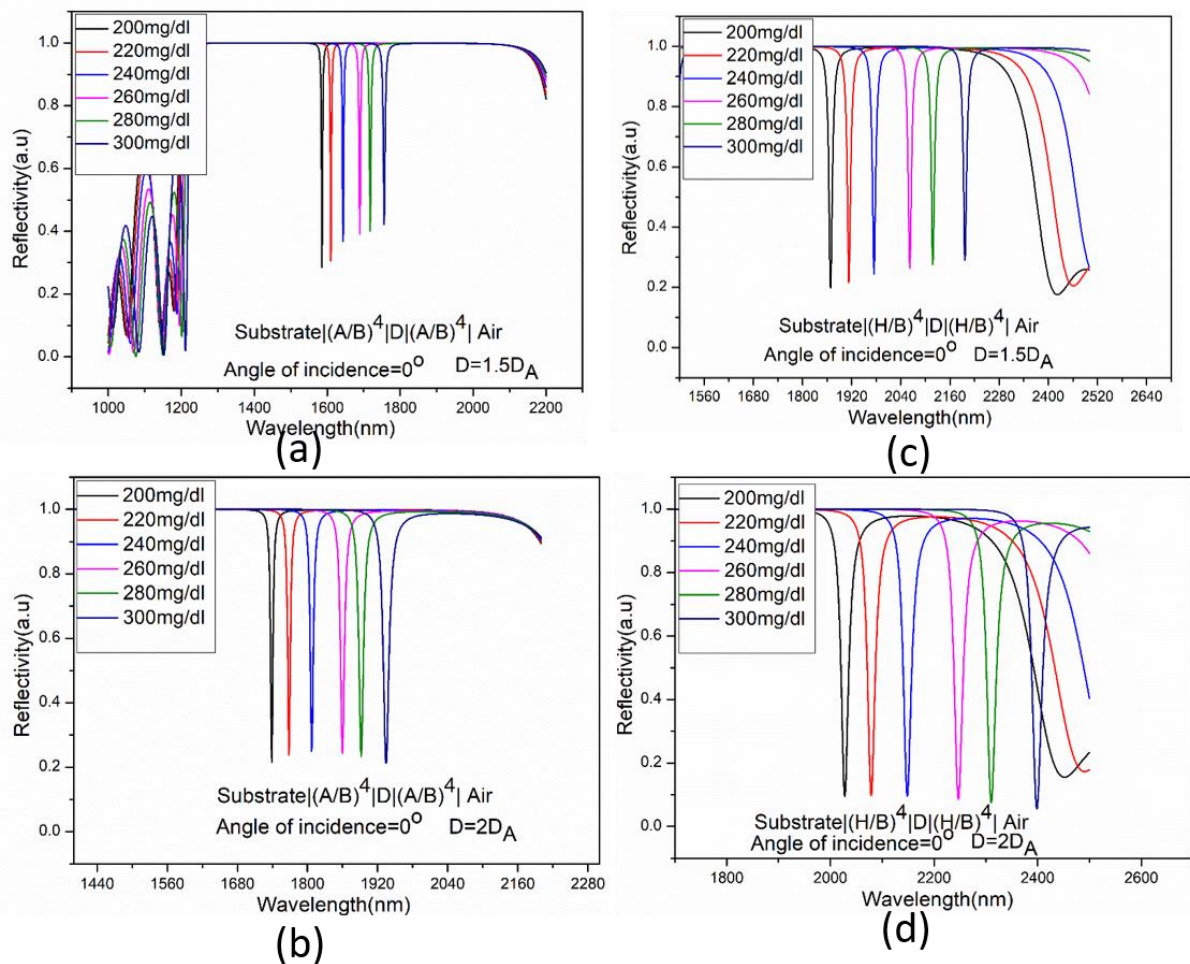


Fig. S1: Effect of varying defect layer thicknesses on sensitivity for the structure **Substrate/(A/B)⁴/D/(A/B)⁴/Air**, (a) D = 1.5D_A, (b) D = 2D_A And for **Substrate/(H/B)⁴/D/(H/B)⁴/Air** (c) D = 1.5D_A, and (d) D = 2D_A. With incidence angle 0 degrees

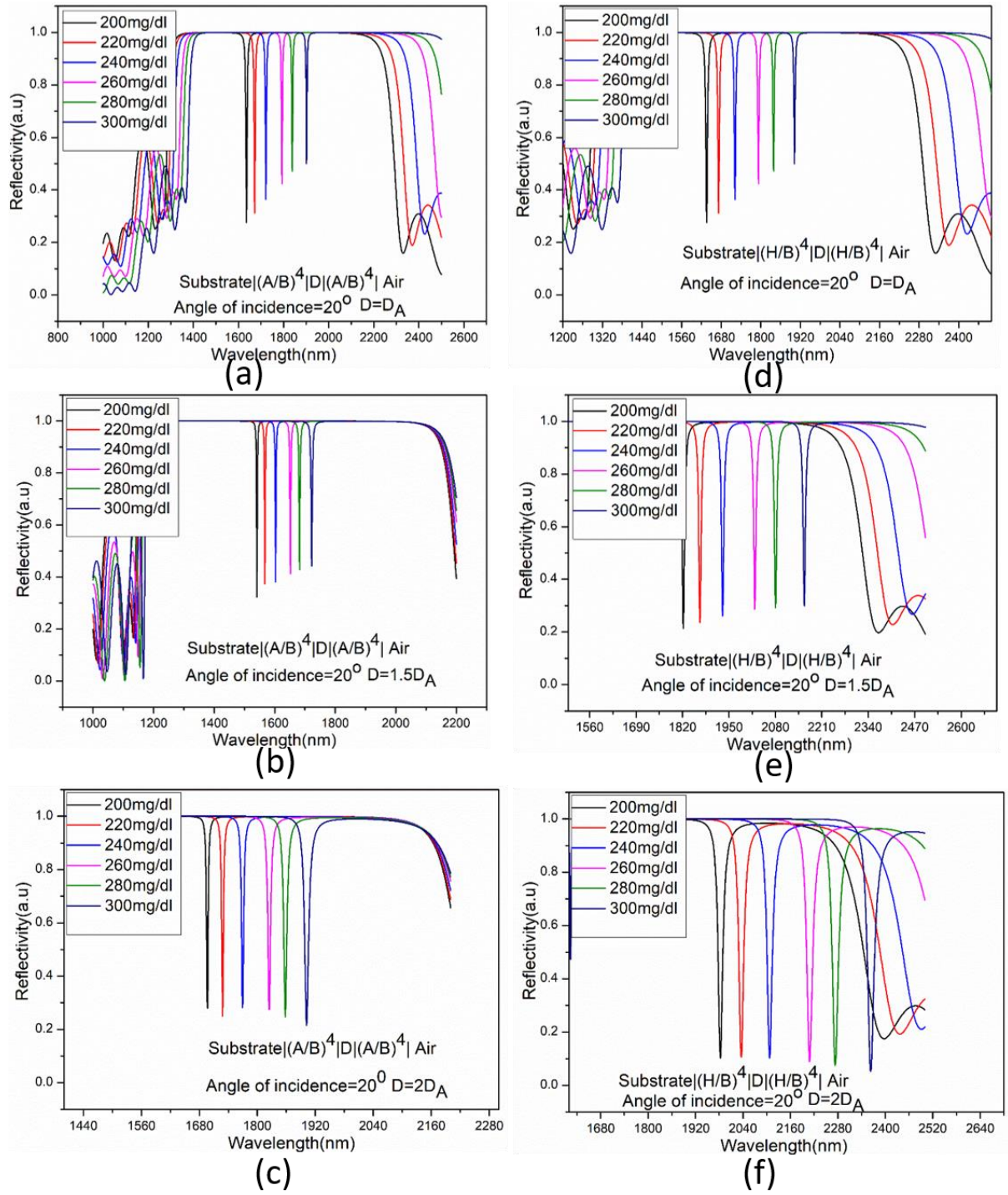


Fig. S2: Effect of varying defect layer thicknesses on sensitivity for the structure **Substrate/(A/B)⁴ /D /(A/B)⁴ /Air**, (a) $D = D_A$, (b) $D = 1.5 D_A$, (c) $D = 2D_A$ and for **Substrate/(H/B)⁴ /D /(H/B)⁴ /Air** (d) $D = D_A$, (e) $D = 1.5 D_A$, and (f) $D = 2 D_A$. With incidence angle 20 degrees

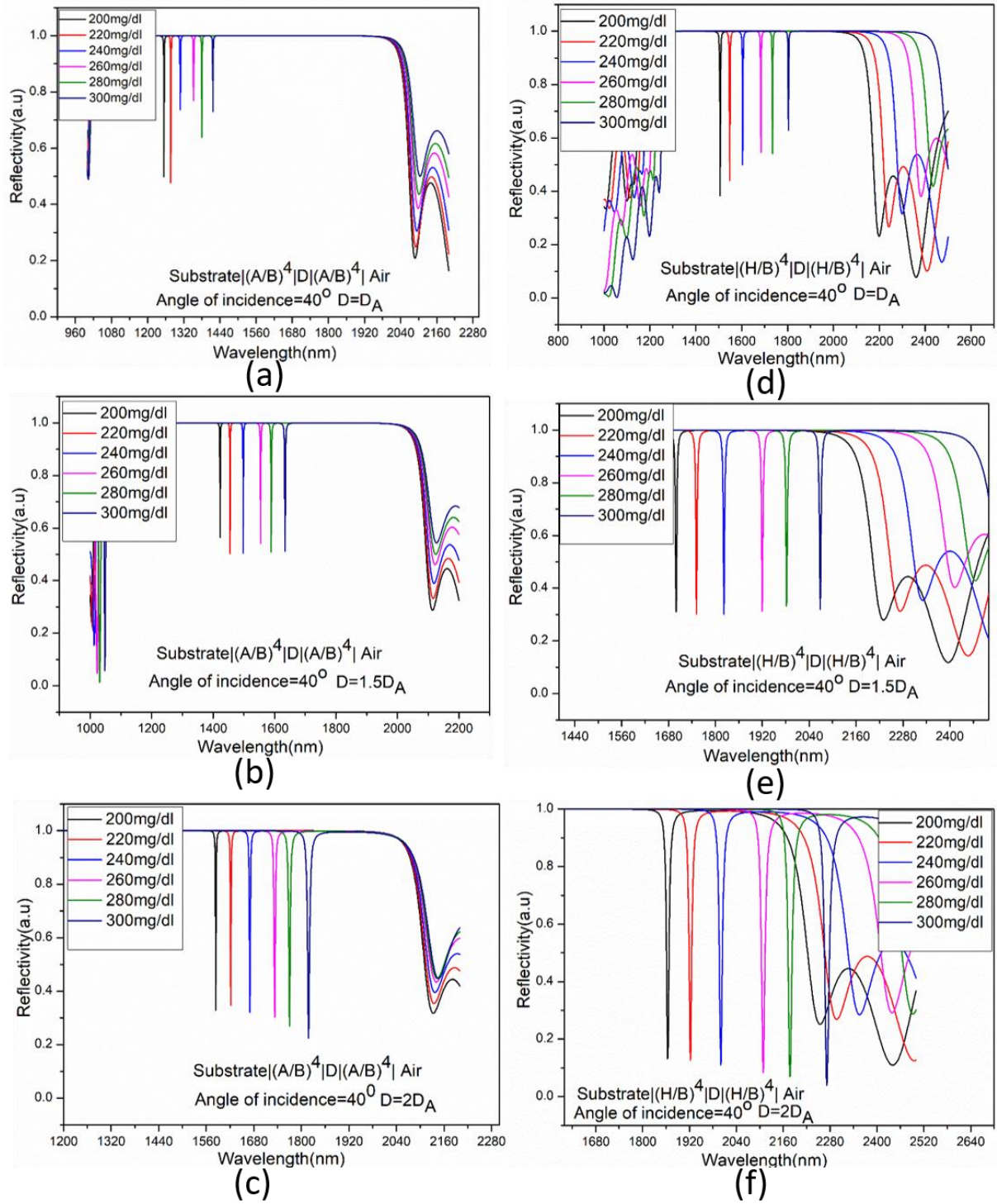


Fig. S3: Effect of varying defect layer thicknesses on sensitivity for the structure **Substrate/(A/B)⁴/D/(A/B)⁴/Air**, (a) $D = D_A$, (b) $D = 1.5 D_A$, (c) $D = 2D_A$ and for **Substrate/(H/B)⁴/D/(H/B)⁴/Air** (d) $D = D_A$, (e) $D = 1.5 D_A$, and (f) $D = 2 D_A$. With incidence angle 40 degrees